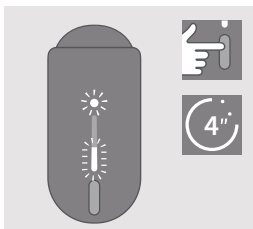


IQOS

User Guide

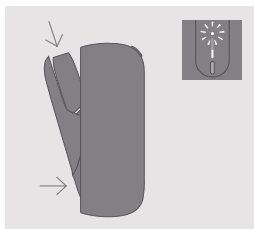
IQOS 3

How to use your IQOS



1. TURN ON

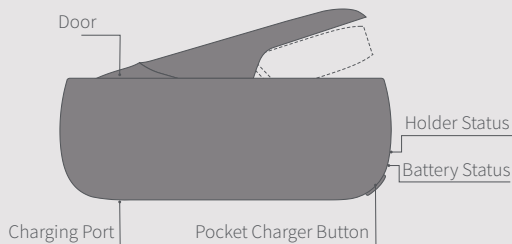
Press and hold IQOS Pocket Charger Button for 4 seconds then release; Holder Status and Battery Status lights will flash.



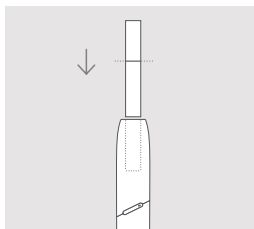
2. CHARGE HOLDER

Insert IQOS Holder then close to charge.
Fully charged when Holder Status light is solid white.

IQOS 3 Pocket Charger

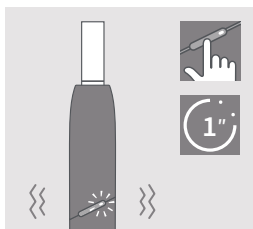


How to use your IQOS



3. INSERT HEATSTICK™

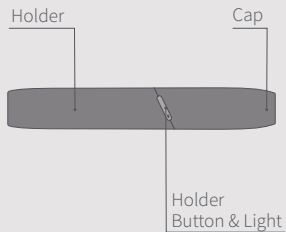
Insert and gently press the HeatStick to the line on filter.



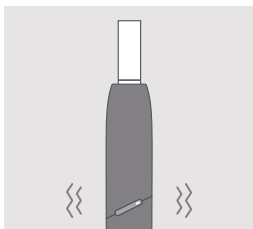
4. START HEATING

Hold Holder Button until IQOS Holder vibrates and Light pulses white.

IQOS 3 Holder



How to use your IQOS



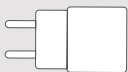
5. BEGIN USE

Start using once IQOS Holder vibrates twice and Light is solid white.

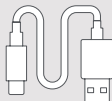


6. NEARLY COMPLETE

To signal the last 30 seconds, IQOS Holder will vibrate twice and Light pulses white.



Power Adaptor



Charging Cable

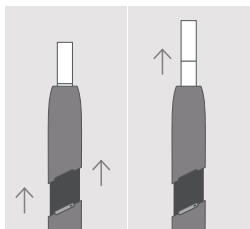


IQOS Cleaning Tool



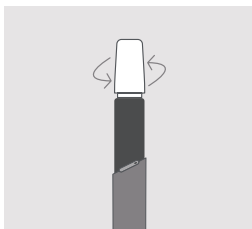
IQOS Cleaning Sticks

How to use your IQOS



7. REMOVE HEATSTICK™

Slide Cap upward and then remove used HeatStick.



TO CLEAN

Slide Cap upward and remove completely. Insert IQOS Cleaning Tool and rotate gently. Clean daily for optimal experience.

ENGAGE WITH IQOS

For further instructions and Customer Care support visit www.iqos.com

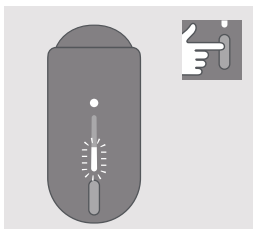
Download the IQOS Connect App on Google Play*



*Google Play and the Google Play logo are trademarks of Google LLC.

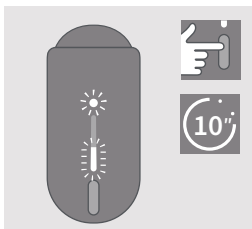
*IQOS Connect App may not be available in your country.

Quick Tips




TO CHECK BATTERY STATUS

Tap IQOS Pocket Charger Button to check battery level.



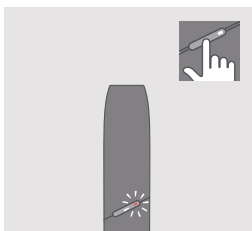
TO RESET

Press and hold IQOS Pocket Charger Button for 10 seconds then release; Battery Status light will fade in, blink twice, then progressively fade in to confirm a reset.



LIGHT BLINKS WHITE TWICE

IQOS is outside operating temperature ($<0^{\circ}\text{C}/>50^{\circ}\text{C}$). Wait until device is within temperature limits.



LIGHT BLINKS RED

Reset IQOS.
If blinking persists, please contact Customer Care.


IQOS



This symbol indicates that caution is required when operating the product.

SAFETY WARNINGS AND INSTRUCTIONS

PLEASE READ AND SAVE THESE INSTRUCTIONS

The Safety Warnings and Instructions included in this document cannot cover all possible conditions and situations that could occur. Caution and care must be exercised when using or maintaining any personal electronic product. To reduce the risk of injury, always use this product in accordance with the manufacturer's instructions. This product contains no user-serviceable parts. Do not attempt to open, modify or repair any component of this product or to replace any of the components or batteries, doing so may result in personal injury. Never use this product in places where flammable materials, liquids and gases are present. This product must only be charged using Safety Extra Low Voltage. Only charge this product indoors. The following symbol  indicates that a specific detachable power supply unit is required for connecting the electrical appliance to the supply mains. The type reference of power supply unit is marked near the symbol. The type reference of the power supply is reported as SxxA2x meaning that different adaptor models can be used to charge the product depending on that region's plugs. Only charge your product by using one of the following approved IQOS™ AC Power Adaptor models: S52A21, S21A20, S21A22, S21A23, S21A25, S21A27. Do not touch this product if it becomes wet or immersed in any liquid. Do not drop this product or subject it to strong shock. Never attempt to touch the Heater Blade, this may cause personal injury or damage to the Heater Blade. Keep away from children at

all times and ensure that they do not play with this product. This product is not intended for use by persons with reduced physical, sensory or mental capabilities or lack of knowledge unless they have been given supervision or instruction to use the product in a safe way and understand the hazards involved. Do not use this product under the following circumstances: i) Where the use of electronic devices is prohibited; ii) On or near heat sources i.e. radiators or fires; iii) If it is damaged, tampered or broken and iv) If it has been exposed to excessive heat or moisture.

ATTENTION

IQOS works exclusively with HeatSticks™. Never use IQOS with a cigarette or similar products or with tobacco sticks or accessories not approved by the manufacturer. Do not remove a *HeatStick* while in use. *HeatSticks* are single use only and should never be re-used, lit with a match, lighter or any other flame source.

Tobacco and health effects

- IQOS is not risk-free.
- *HeatSticks* contain nicotine, which is addictive.
- The best way to reduce tobacco related health risks is to quit tobacco and nicotine use altogether.

Nicotine

- Nicotine is naturally present in the tobacco used in *HeatSticks*.
- Nicotine is addictive and may cause side-effects similar to those associated with other nicotine-containing products, like headache, nausea, or throat irritation. If you experience these symptoms stop using *HeatSticks* and consult a health care professional.
- IQOS is not for people who have heart problems or are diabetic.
- IQOS should not be used during pregnancy or while breast-feeding.
- If you are pregnant, breast-feeding or think you may be pregnant, you should quit tobacco and nicotine use altogether and consult a health care professional.

Children and adolescents

- IQOS is intended for adult use only.
- Children and adolescents should not use IQOS under any circumstances.

IMPORTANT SAFETY INFORMATION

▲ WARNING Choking and ingestion hazard

- Keep *HeatSticks* out of reach of children and pets.
- CHOKING HAZARD — *HeatSticks* contain small parts.
- INGESTION HAZARD — If *HeatSticks* are swallowed, seek medical attention immediately due to risk of nicotine ingestion.

▲ WARNING Battery risk

IQOS is powered with sealed Lithium-ion (Li-ion) batteries. Under normal conditions of use, the battery is sealed. If battery fluid leaks, follow these precautions:

- If you swallow fluid, seek medical attention immediately. Do not induce vomiting or ingest food or drink.
- If fluid is inhaled, get fresh air and seek medical attention.
- In case of contact with skin, wash hands and do not touch eyes.
- In case of contact with eyes, immediately flush with running water for at least 15 minutes and seek medical attention.

▲ CAUTION Hot aerosol risk

- When using IQOS under hot and humid weather conditions, the water in the aerosol make the aerosol temperature feel very hot.
- To help avoid this sensation, store your *HeatSticks* in a cool dry place. Do not expose product to high humidity conditions or direct sunlight. Do not use IQOS during hot conditions or in periods of high humidity
- If you experience discomfort, stop using the product and contact a health care professional.

▲ CAUTION Allergic reaction risk

- IQOS could cause an allergic reaction.
- Stop using IQOS and seek medical attention immediately if you experience any of the following symptoms that may indicate a serious allergic reaction: swelling of the face, lips, tongue, gums, throat, or body, difficulty breathing, or wheezing.

Reporting of adverse events or incidents

If you experience any unwanted health effect when using IQOS, consult a health care professional.

You can report any adverse event or incident directly by contacting your local Customer Care (details can be found in the Customer Care & Warranty booklet).

By reporting side effects, you can help provide more information on the safety of this product.

For more information please go to www.iqos.com

INFORMATION FOR DISPOSING OF IQOS 3

Valid across European Union and EEA



This symbol on the product or on its packaging indicates that this product and its individual parts (including batteries) must not be disposed of with your other household waste. Instead, it is your responsibility to dispose of your waste equipment by handing it over to a designated collection point for the recycling of waste electrical and electronic equipment. Amongst others, waste batteries can be returned free of charge at the point of sale.

The separate collection and recycling of your waste equipment (including batteries) at the time of disposal will help to conserve natural resources and ensure that it is recycled in a manner that protects human health and the environment. Disposing waste equipment as unsorted municipal waste (e.g. by waste incineration or land filling) can have negative effects on the environment and human health.

For more information about where you can drop off your waste equipment for recycling, please contact your local city office, your local household waste disposal service or the shop where you purchased the product.

The local importer of the product will provide for the financing of the treatment and recycling of waste equipment returned through these designated collection points in accordance with local requirements.

TECHNICAL DATA

IQOS 3 Holder - Model: A1404

Battery type:

Li-ion rechargeable battery

Input: 5V  1.6A

IQOS AC Power Adaptor

Model: S52A21, S21A20, S21A22,

S21A23, S21A25, S21A27

Input: 100V-240V~ 50/60HZ 0.3A

Output: 5V  2A

IQOS 3 Pocket Charger -

Model: A1504

Battery type:

Li-ion rechargeable battery

Input: 5V  2A

Bluetooth® 4.1

USB Type C Cable

Battery removal instructions (for disposal and recycling)

Batteries must not be removed by the consumer. At end of product life, only an authorized recycler may safely remove batteries by using the following steps.

IQOS 3 Pocket Charger (A1504):

Step 1: The device should be fully discharged before disassembling it. Remove the cover, then remove the screw on both sides

Step 2: Detach the charger from the hull.

Step 3: Unscrew to remove the retainer

Step 4: Detach all FPC and connector to remove the charger PCB.

Step 5: Remove battery and dispose according to local regulations.

IQOS 3 Holder (A1404):

Step 1: The device should be fully discharged before disassembling it. Remove the front housing from the holder.

Step 2: Remove the rear housing

Step 3: Remove the power button from the holder

Step 4: Remove the glue and solder to detach the battery from the middle part and frame. Middle part must cut open due to glue.

Step 5: Remove battery and dispose according to local regulations

Hereby, Philip Morris Products S.A. declares that IQOS 3 is in compliance with the essential requirements and other relevant provisions of Directive 2014/53/EU. The official Declaration of Conformity may be found at:

www.pmi.com/declarationofconformity

IQOS 3 Model A1504 operates within 2.402 – 2.480GHz frequency band with a maximum RF output power of 7.0dBm.

Designed and manufactured under the authority of Philip Morris Products S.A., Quai Jeanrenaud 3, 2000 Neuchâtel, Switzerland.



The Bluetooth® word mark and logos are registered trademarks owned by the Bluetooth SIG, Inc. and any use of such marks by Philip Morris Products S.A. and its affiliates is under license. Other trademarks and trade names are those of their respective owners.

